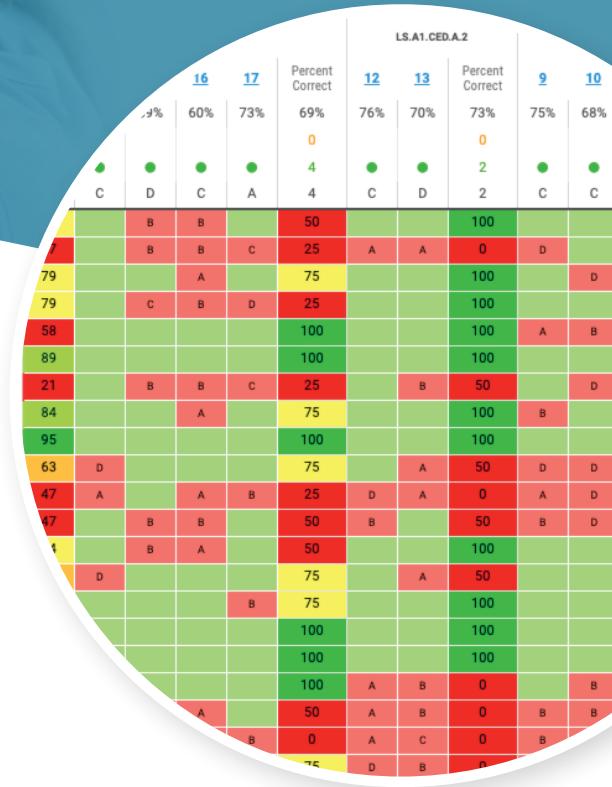


Close Gaps and Accelerate Learning with DnA

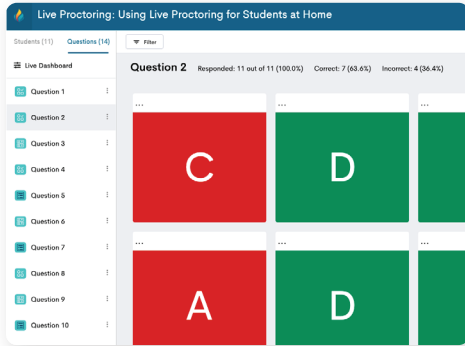
DnA is an easy-to-use, standards-based assessment and survey platform that includes instant scoring, formative feedback, interactive reporting, and targeted activities.



BENEFITS:

- ✓ **Make timely, data-based decisions** to improve student success
- ✓ Use quick, formative feedback mid-lesson to ascertain lesson plan success and **inform next steps**
- ✓ Build and administer assessments with **instant access to student results**
- ✓ Teachers can further **customize instruction** based on students' progress on state-specific standards
- ✓ Gather and analyze all your academic and non-academic student data in **one powerful system**

How Does DnA Help You?



Live Proctoring


You can use this interactive and engaging feature to monitor student progress on assessments in an in-person or remote learning environment.

- Collect in-the-moment data to drive classroom instruction
- Make immediate instructional adjustments to accommodate specific student needs
- Use the “Pacing Mode” to guide students through a formative assessment together for more effective small group instruction



New Item Bank

- Quickly create items, passages, and assessments for online or paper/pencil administrations
- Align standards and tags to create more robust, actionable reports
- Easily create technology-enhanced item types such as Hot Spot, Hot Text, and Drag in the Blank



Personalized Review Assignments (PRA)

Automatically assign reteaching and enrichment resources based on individual assessment results.

- Anyone in a district or school can create a PRA for use by all teachers
- Set up a PRA before the assessment is administered to provide each student with review materials as soon as the assessment is completed
- Ability to include one or more “challenge” activities for students who perform perfectly on assessment items

Assessment Matrix Report: Math Benchmark A (AZ)

| Question | GRADE 4.AZ.4.A.3.1.a | | | | | | | | | | GRADE 4.AZ.4.A.3.1.b | | | | | | | | | | |
|--------------------------------|----------------------|-----|-----|-----|-----|-----|-----------------|-----|-----|-----|----------------------|-----|-----|-----------------|---|---|---|---|---|----|--|
| | 1 | 2 | 3 | 7 | 8 | 10 | Percent Correct | 3 | 4 | 5 | 6 | 9 | 10 | Percent Correct | 3 | 4 | 5 | 6 | 9 | 10 | |
| Class Percent Correct | 65.4% | 61% | 91% | 48% | 39% | 74% | 83% | 68% | 48% | 61% | 65% | 35% | 74% | 43% | 1 | | | | | | |
| Robin | 2 | | | | | | 1 | | | | | | | | | | | | | | |
| Multiple Choice | 8 | | | | | | 5 | | | | | | | | | | | | | | |
| Points Possible/Correct Answer | 12 | B | A | C | AC | ABE | 2 | 7 | C | B | A | ACF | 2 | 2 | | | | | | | |
| 1. Baheti, Tejasvi E. | 100 | A | A | A | | | 97 | A | C | B | | | | | | | | | | | |
| 1. Bark, Hannah L. | 100 | | | | | | 100 | | | | | | | | | | | | | | |
| 1. Baheti, Neha | 100 | | | | | | 100 | | | | | | | | | | | | | | |
| 4. Dillard, Ashlei G. | 100 | D | C | | A | AB | 1 | 25 | A | B | A | | 1 | | | | | | | | |
| 1. Garcia, Otho E. | 100 | | | | | | 97 | | | | | | | | | | | | | | |
| 1. Gao, Jingyi | 100 | | | | | | 89 | D | A | | AC | | 1 | | | | | | | | |
| 7. Gomez, Malia J. | 100 | | | | | | 85 | D | AB | | AC | | AC | | | | | | | | |
| 1. Haid, Seneca | 100 | | | | | | 81 | AB | AB | | AC | | AC | | | | | | | | |
| 1. Khul, John | 100 | A | | A | AC | B | 8 | 18 | A | C | C | A | 1 | 8 | | | | | | | |
| 11. Litgao, Eliza M. | 100 | | | | | | 100 | | | | | | | | | | | | | | |
| 11. Mark, Kaylor L. | 100 | | | | | | 100 | | | | | | | | | | | | | | |
| 12. Mottola, Rebecca B. | 100 | | | | | | 100 | | | | | | | | | | | | | | |
| 11. Morrison, Kyle | 100 | | | | | | 100 | | | | | | | | | | | | | | |
| 14. Mills, Kaleb R. | 100 | | | | | | 100 | | | | | | | | | | | | | | |
| 11. O'Connell, Sarah Day | 100 | A | | B | A | | 57 | B | | | | | A | 1 | | | | | | | |
| 16. Rabalais, Kayci | 87 | | | | | | 77 | B | | | | | A | 1 | 1 | | | | | | |
| 17. Rodriguez, Wyatt R. | 100 | | | | | | 87 | B | | | | | A | 1 | 1 | | | | | | |
| 11. Roman, Isaac R. | 100 | | | | | | 87 | B | | | | | A | 1 | 1 | | | | | | |

Robust Reports

Access pre-built reports and create custom reports with easy-to-read graphics.

- Over 20 pre-built reports are available with every DnA assessment
- Easily track standards progress over time to identify trends and inform instruction
- Filter any report by demographic data to further identify subgroup achievement gaps