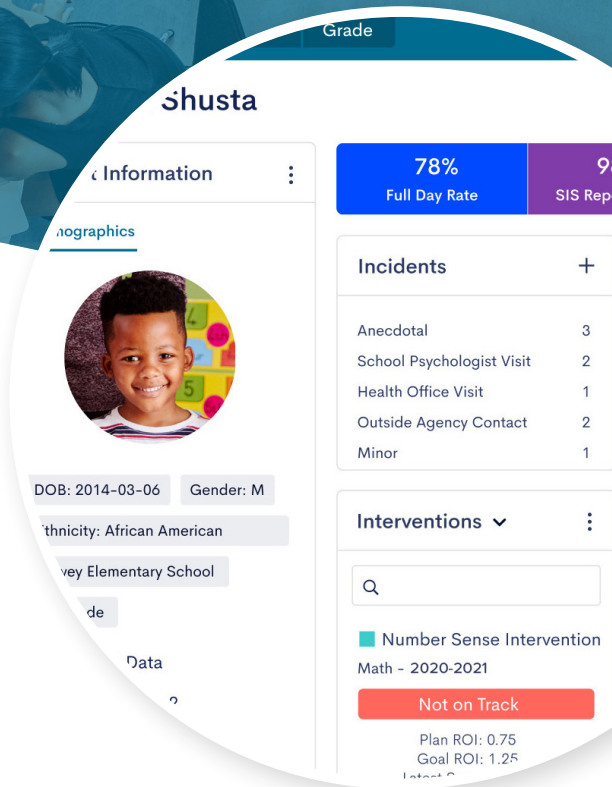


# Empower Data-Informed Decisions with an Interactive MTSS Collaboration and Management System

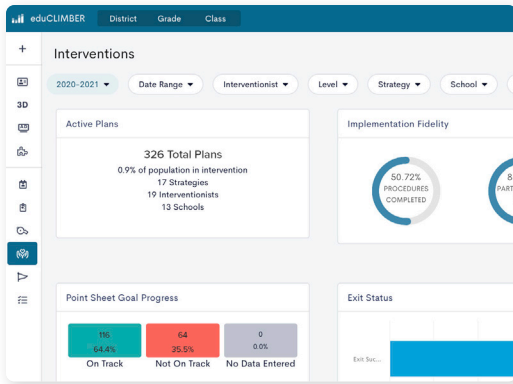
eduCLIMBER integrates all whole child data into a single platform and provides interactive data visualizations and built-in tools for essential MTSS practices. From individual insights to district-level patterns, eduCLIMBER makes equitable support for each student and continuous improvement for each school a reality.

## BENEFITS:

- ✔ Provide all stakeholders with the right access to **whole child data**—including academics, social-emotional behavior (SEB), attendance, behavior incidents, and interventions—in one platform
- ✔ Take the heavy lifting out of **data-driven whole child supports** with effortless data triangulation, a customizable early warning system, and action-oriented workflow tools
- ✔ Supercharge your **equity-based MTSS** with built-in tools for need identification, intervention management, and evaluating effectiveness through an equity lens
- ✔ Drive **continuous, system-level improvement** with a holistic view into district needs



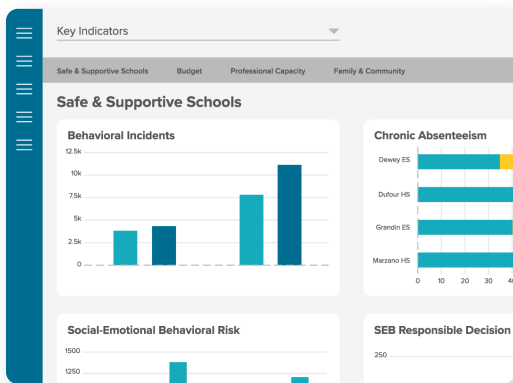
# Streamline Data-Informed Decisions for Students, Schools, and Systems



## Build Your Best MTSS

Bolster your tiered supports with integrated whole child data and built-in tools designed for essential MTSS practices.

- Manage all academic and SEB interventions in one place with intervention analytics reports for fidelity and on-track status.
- Simplify MTSS meetings with a meeting module designed to help teams efficiently analyze data and quickly make informed decisions.
- Receive automated email alerts from a customizable early warning system to maximize prevention and early intervention.



## Drive Student Growth with Interactive Data Visualizations

Leverage whole child data visualizations to inform resource allocation, professional development decisions, and system-level improvements.

- Use interactive dashboards to track KPIs, measure progress toward strategic initiatives and goals, and drive adjustments throughout the year.
- See longitudinal trends in student learning and needs, monitor and improve universal instruction, and evaluate intervention and program effectiveness.
- Use dynamic reporting to drill down through various filters, uncover patterns for groups of students, and inform equitable supports.

School	Intervention	Status	Metric 1	Metric 2	Metric 3	Metric 4	Metric 5
Alcorno							
Sancho, Madrigal	No EP						
Smith, Madson	3rd Grade On Watch						
Sondrager, Madson	No EP						
Soderstrom, Sorenson	No EP						
Spain, Hogg	MAP at Risk 3rd Grade						
Spencer, Sorenson	No EP						
South, Torgue	Self-Monitoring						
Spain, Bernadillo	No EP						
Spain, Johnny	Behavior Intervention						
St. John, Makana	3rd Grade On Watch						
Stoney, Atkins	No EP						
Stark, Laine	MAP at Risk 3rd Grade						
Stark, Anna	No EP						
Starka, Carson	No EP						
Starka, Sara	3rd Grade On Watch						
Stark, Ingrid	No EP						
Stark, Ingrid, Nicholas	No EP						
Stark, Michael	MAP at Risk 3rd Grade						
Stark, David	No EP						
Stark, Audrey	No EP						

## Advance Equity and Bolster Social-Emotional Behavior (SEB) Supports

Use efficient and effective tools to promote equitable outcomes and clear barriers to academic success.

- Explore data through a variety of lenses to identify patterns, guide key conversations, and inform professional development.
- Leverage a fully customizable PBIS suite, including behavior incident tracking, built-in SEB progress monitoring tools, and behavior plans.
- Use a built-in disproportionality calculator to identify patterns in behavior incidents and responses and reveal areas of inequity.